




# Village Day



## On Monday, June 16, my school is having Village Day.



Village Day is a day when we transform into the B.F. Day Village and many classrooms are businesses or provide services in the Village. Every class has been preparing to turn into some kind

of business. I will have a chance to work in my class's business and I will have a chance to shop from other classroom businesses.



### Schedule:


Pre-Shopping in the library

**12:15–1:00pm Shift 1:** half of every class will work in their classrooms, while the other half go shopping

**1:00–1:15pm:** Village Day takes a break

**1:15–2:00pm:** Switch: the students who were working go shopping, and the students who were shopping go work in their classroom businesses.

**2:00pm–End of school:** Clean up my classroom



### Day Dollars:


- Day Dollars are the play money we are using to buy things at Village Day.
- My teacher will either give me a paycheck for \$100 Day Dollars to cash at the B.F. Day Bank, or directly give me \$100 Day Dollars from the bank.
- “Cashing a check” means: the B.F. Day Bank takes my paycheck, and gives me \$100 Day Dollars to spend at classroom businesses.
- The B.F. Day Bank may come by my classroom to cash checks before Village Day, and will also be open near Room 311, in case adult volunteers want to buy Day Dollars to spend at Village Day.





## During my Work Time:


- My teacher will probably have a specific job for me in the classroom. I can help my class business run smoothly by following my teacher's directions for my job.
- Other students will come visit our classroom to shop. I can point out any signs we have about our business, show them what we sell, help them make choices of what to buy, or show them where our cashier is. The cashier takes the Day Dollars in exchange for whatever we are selling.
- My classroom might have an employee break area where I can take a break during my work time.




- If it is too noisy, I can wear ear defenders.
- If it is too crowded in my classroom, I can go to Rooms 205 or 206 for quieter activities with fewer people.



## During my Shopping Time:



- Before Village Day, my teacher may have helped me make a shopping list to have a plan of which classroom businesses to visit. If not, I can ask for a list of all the businesses to decide where to go during my shopping time.
- I probably won't have time to go to every business in the school, so I will try to go to the ones I am most interested in first.
- While walking in the halls, or waiting in lines, I might get excited. I will walk and use a soft voice while out shopping at Village Day.
- Each classroom business will sell a different item or service.
- Each classroom will have a student greeter and/or signs to help me know how to shop at that business and what the prices are for their items or services.
- Each classroom business will have a cashier to take the money for their items or service.









## During my Shopping Time: (continued)



- When I see an item or service I want, I can look at the price, check to see if I have enough Day Dollars, then pay for what I want at the cashier.
- If I need help shopping, I can ask a teacher or parent volunteer. Some students might be shopping with their book buddies, or getting extra help from teachers.
- Classroom businesses might have a limit of one item or one visit per customer so that there is enough for everyone who wants one. If I want to buy more than one thing or visit twice, I can ask the student employee, teacher or look for a “one per customer” sign.
- Some classroom businesses could run out of items. That happens at stores sometimes. If a business is sold out, I can go to the next business on my list.
- Sometimes there will be a line to enter a classroom business or at the cashier. I will wait my turn in line. If that is too hard, I can try to come back later before my shopping time is over.
- If it is too loud, I can wear ear defenders, or go to a quieter space.
- If it is too loud or too crowded, I can go to Rooms 205 or 206 for quieter activities with fewer people.



## Sensory Friendly Pre-Shopping

- Every student needs different things to be successful.
- Some students might go to the library before Village Day starts for a chance to shop for items from different classroom businesses all in one place.





## List of Classroom Businesses

- 100: World Music Store; world flags, instruments, global dance party
- 102: B.F. Day Elementary Card Shop; Greeting cards and bracelets
- 103: Perfect Pals Pet Shop; Pet rocks, pet shells, pet clouds
- 104: Little Sprouts; Pumpkins, squash, and sunflower plants
- 105: Jewelry Store
- 202: PreK Friendship Bracelets
- 203: PreK Friendship Bracelets
- 301: Sun Dragon Cinema; Looney Tunes, juice, popcorn
- 302: Sunny's Cafe; Village bakery
- 304: Sundragon Swag; Bookmarks, key chains, swag
- 305: Strand Books; Used bookstore [no photo]
- 306: Big Bubba's Card Stop; Trading cards
- 307: Tetrack Tastic Carnival; Carnival games and treats, magic show
- 308: Sunny's Gift Shop; friendship inspired gifts
- 309: Tinkertopia; Building kits
- 310: Village Pizza; Restaurant
- 311: Mr. Yarr & Company Thrift Store; Games, Toys, costumes, fortune telling